


Equipment in Classroom:

- Document Camera (ELMO) – USB Cable, Power Adapter, white board, and some may have VGA Cable



- MOBI – USB Dongle, PEN, AC Charger, USB Cable




- Projector Remote : Styles May Vary



- Teacher setup-
 - Monitor w/sound bar, Keyboard, Mouse, 2 Power Cables, 1 – usb cable from monitor to pc, Ethernet cable
- Classroom Speakers – Power cord and audio cable




- VGA Splitter – Power adapter, 3 VGA Cables



- Phone – Ethernet cable and Optional power adapter
- Student Setup
 - – Monitor, keyboard, Mouse and 2 power cables

N-Computing Setup

3-Mice, 3-Keyboards, 3-ethernet cables, 1-power strip, 3-N-Computing device



N-Computing Detailed picture with PS2 Connections



FOR SPHS CLASSROOMS

The lightspeed audio device is tied to the classroom speaker mounted in the ceiling. The video adaptors on the second image below need to be collected as well. These items are unique to SPHS classroom computers.

